





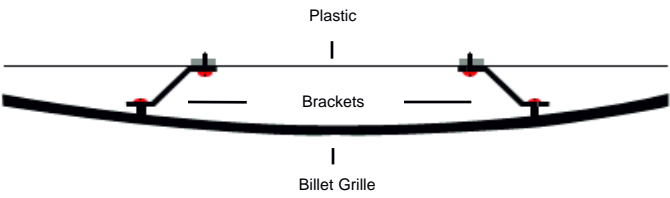
# 2006 Dodge Ram Bumper Insert

## w/Tow Hooks and Plastic Liner

PART# 42741 - 42742 - 42743

### Hardware

- 2 - Z-Brackets 
- 2 - Square Tabs 
- 4 - #8 x 5/8" Blk Phillips Pan HD Screws
- 4 - U-Clips



**STEP 1** Place U-Clips on one end of each supplied Z-Brackets. Place the other U-Clips on each of the square tabs. Then attach brackets to grille as shown above.

**STEP 2** Center billet grille in bumper and mark center locations where the brackets meet the plastic. Then remove billet grille and drill 1/4" hole in each marked location.

**STEP 3** Center billet grille in opening and attach using the supplied tabs and screws.

NOTE: Please adjust horizontal blades if irregular. This is the result of shipping and handling outside of Carriage Work's control.

Also Carriage Works Inc. recommends applying a high quality automotive wax to maintain the original appearance.