



2014 Chevy Silverado 1500

No Cut Replacement



PART# 47231 (Brushed) 47232 - (Polished) 47233 - (Black)

Hardware

- 12 - 10-24 U-Clips
- 12 - 10-24 x 5/8" Phillips head bolts
- 2 - #1 Bracket
- 2 - #2 Bracket
- 2 - #3 Bracket
- 2 - #4 Bracket



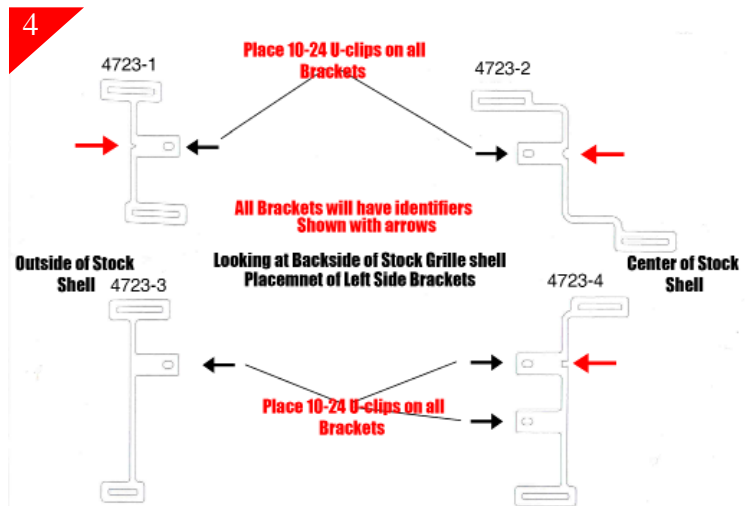
Remove stock shell and place on protective work surface.



Next remove the black stock inserts from shell by pushing down on the clip to release. Remove both top and bottom portion.



Removal of the black stock inserts.

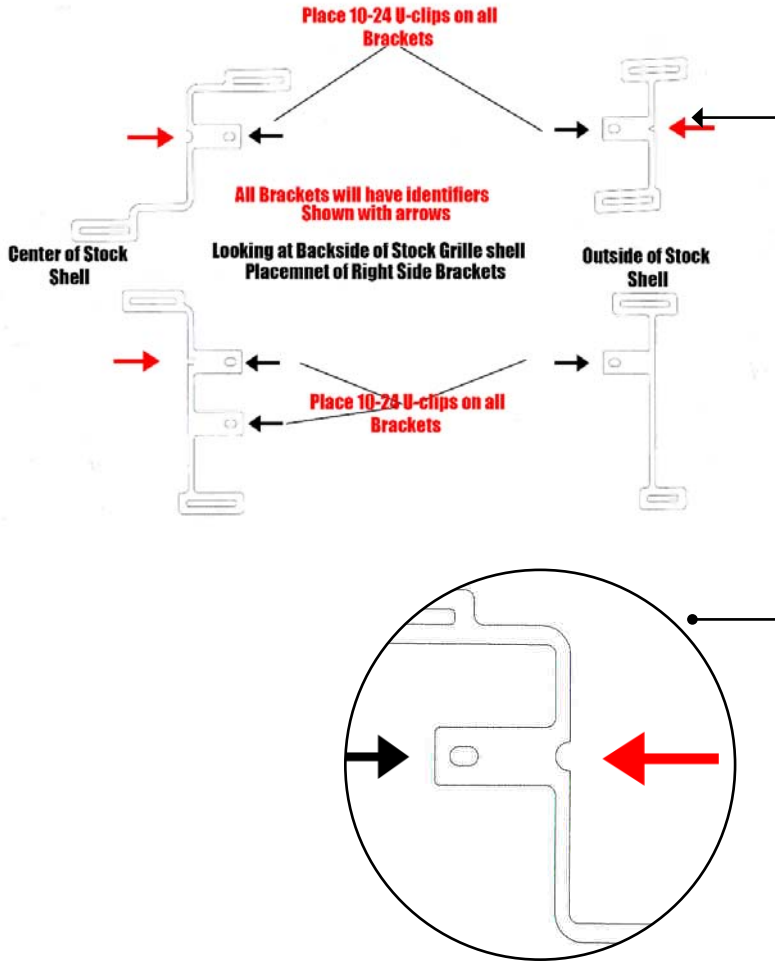
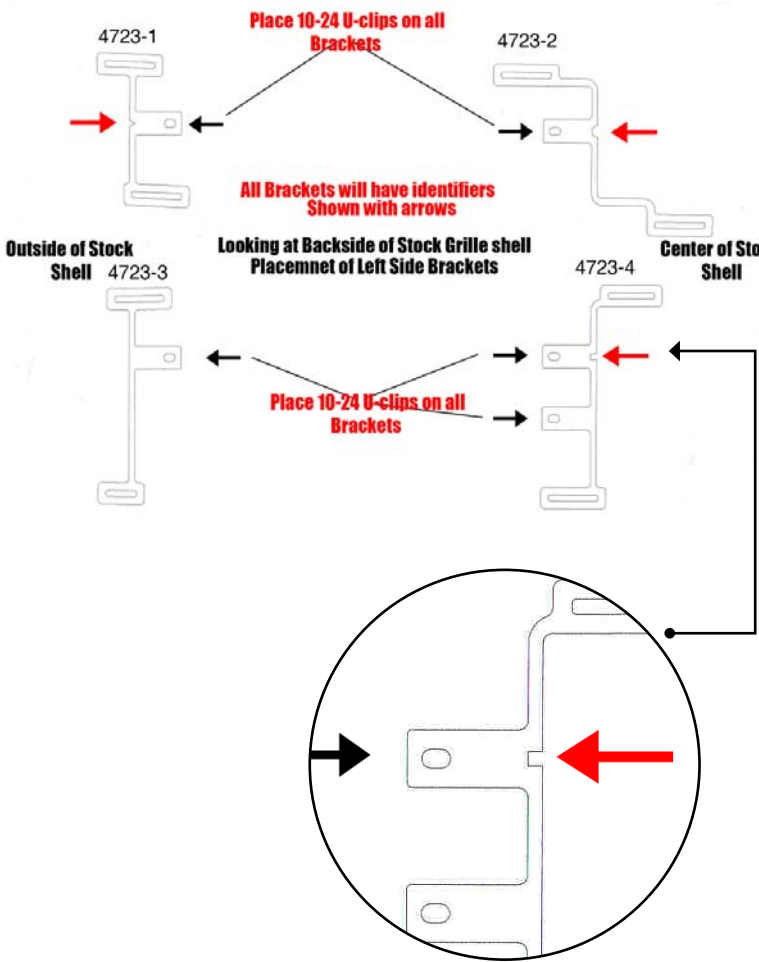




Referring to step 4 place brackets as shown. Repeat for remaining side of grille.



Turn grill shell face up. Place Billet grilles into opening and center. Secure in place using the supplied 10-24 x 1" Phillips head bolts.



Completed Installation

For installation of billet grilles that require cutting of the stock shell, proper tools, knowledge and skill are needed. Carriage Works is not responsible for care & Accuracy of the installation, only for Fit & Finish of its products. Use a qualified installer or contact original vendor for references to complete all instructions.

NOTE: Please adjust horizontal blades if irregular. This is the result of shipping and handling outside of Carriage Works control. Also Carriage Works Recommends applying a high quality automotive wax to maintain the original appearance.