



2014-15 Chevy Silverado 1500


Bolt Over LT & LTZ

PART# 47271 (Brushed) 47272 - (Polished) 47273 - (Black) Upper

After



Hardware

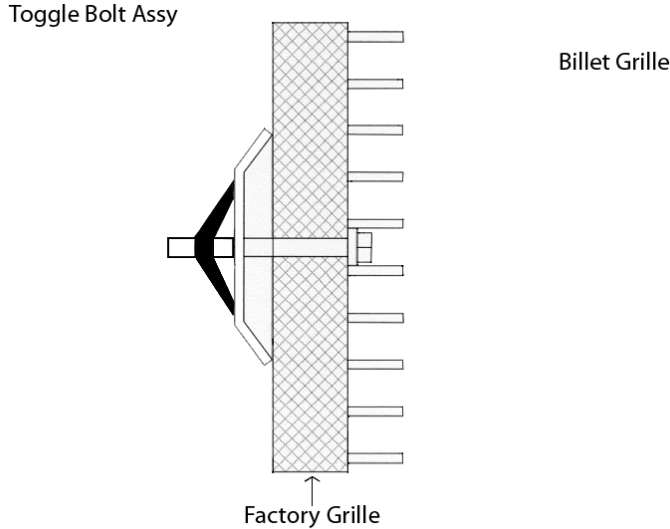
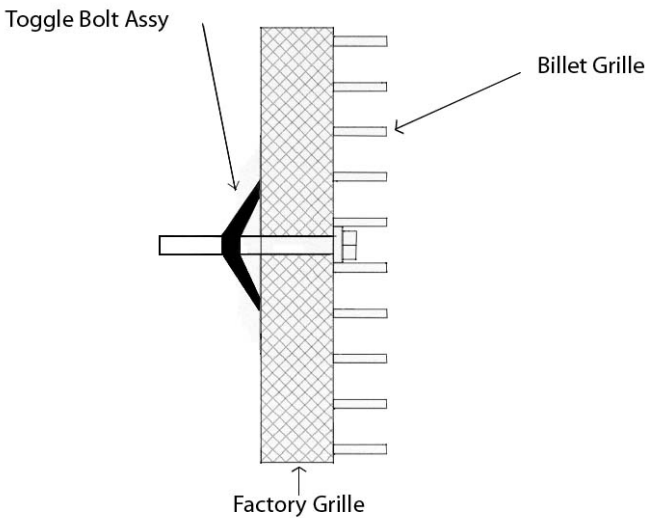
- 8 - Toggle Bolt 10-24 x 2"
- 8 - Toggle Wings 10-24
- 4 - Brackets 4302-1 

1 Center billet grille in opening. Use supplied hardware and attach per illustration below. Start by placing the supplied 10-24 x 1 1/4" Phillips head bolts through the mounting tabs in billet grille. Place bracket then attach the wing portion to the bolt.

2 Repeat process for remaining attachment points. A drop of blue loctite will insure the bolts wont back out due to road vibration.

Installation diagram for the top portion of grille.

Installation diagram for the bottom portion of grille.



Completed Installation

For installation of billet grilles that require cutting of the stock shell, proper tools, knowledge and skill are needed. Carriage Works is not responsible for care & accuracy of the installation, only for Fit & Finish of its products. Use a qualified installer or contact original vendor for references to complete all instructions.

NOTE: Please adjust horizontal blades if irregular. This is the result of shipping and handling outside of Carriage Works control. Also Carriage Works Recommends applying a high quality automotive wax to maintain the original appearance.